

# Google Keep

With Weekend Testing

# Generic testing on all modules

- Language (English , Kannada etc)
- Devices (Tab,Mobiles,Tablets)
- Geography (Across different states/countries)
- URL tampering (http,https,missing spl characters)
- Mouse and keyboard typing
- Tagging happens with respect to the note created under each tab - inspiration , personal
- Access from different accounts
- Sharing across - with people

# Backend / Non functional

- 1.API calls
- 2.DB entries
- 3.Load
- 4.Stress
- 5.Access from different accounts



Dark theme is here

Enjoy a more comfortable reading experience. Toggle it on or off in Settings.

Got it

[Turn it on](#)

# Dark theme

Turn it on and check for experience

Settings - check for the update in settings

# Search

1. Searching with title
2. Tags

# Notes

# Access Points

1.Link checks

2.Direct link

3.Across browsers

4.Mobile (Android and iOS)

**Everything in one place**

Any way you access Keep, all your notes stay in sync.

On the web

<https://keep.google.com>

On Android

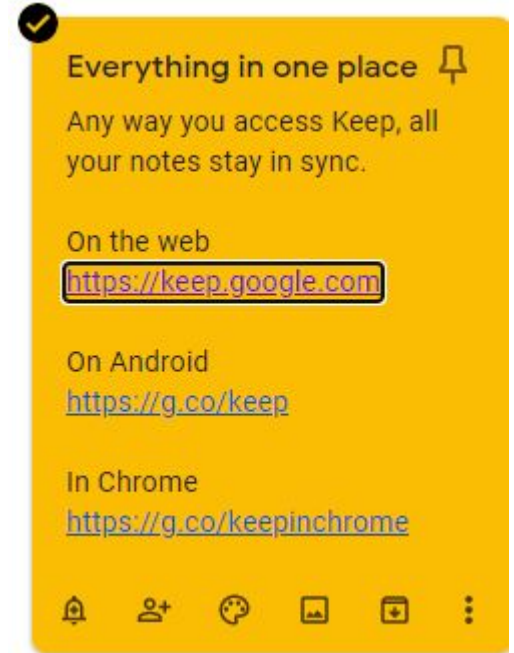
<https://g.co/keep>

In Chrome

<https://g.co/keepinchrome>

# Access points of notes

1. Select/unselect Note
2. Pin/unpin the note
3. Reminder
4. Adding collaborator
5. Change color
6. Add image
7. Archive
8. More hamburger
9. Delete a note
10. Add label
11. Add drawing
12. Make a copy
13. Show checkboxes
14. Add to drive





# Make a list

A screenshot of a mobile note-taking application. The main note is a light teal card with a black checkmark icon in the top-left corner. The title of the note is "Make a list". Below the title, there are three list items:

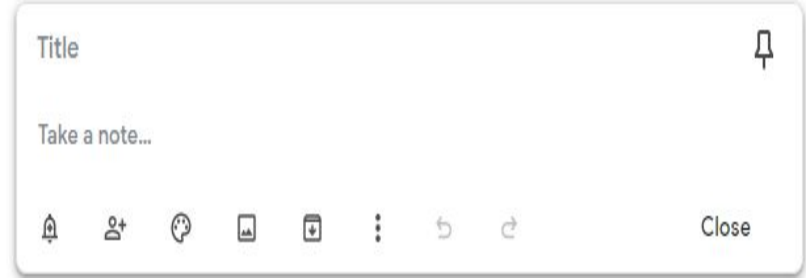
- To rearrange your list, dr and drop items
- Check things off when you're done
- Checked items- automatically move to th bottom of the list and...

At the bottom of the note card, there is a row of icons: a bell, a person with a plus sign, a speech bubble, a photo icon, a calendar icon, and a three-dot menu icon. The three-dot menu is open, showing a list of actions:

- Delete note
- Add label
- Add drawing
- Make a copy
- Uncheck all items
- Delete checked items
- Hide checkboxes
- Copy to Google Docs

# Take a note

1. Select/unselect Note
2. Pin/unpin the note
3. Reminder
4. Adding collaborator
5. Change color
6. Add image
7. Archive
8. More hamburger
- 9 . Add a label
10. Add drawing
11. Undo
12. Redo
13. Show checkboxes
14. Restrictions on trying , empty note, length



Pin your important notes to the top.

Got it

Watch "👶 Baby Songs to Dance ❤️ Nursery Rhymes for 👶 Babies | Playlist for Children" on YouTube

<https://youtu.be/AABzM6UmlN4>

Edited Aug 29, 2017



👶 Baby Songs to Dance ❤️ Nursery Rhymes for Babies | Playlist for ...

www.youtube.com



Close

Delete note

Add label

Add drawing

Make a copy

Show checkboxes

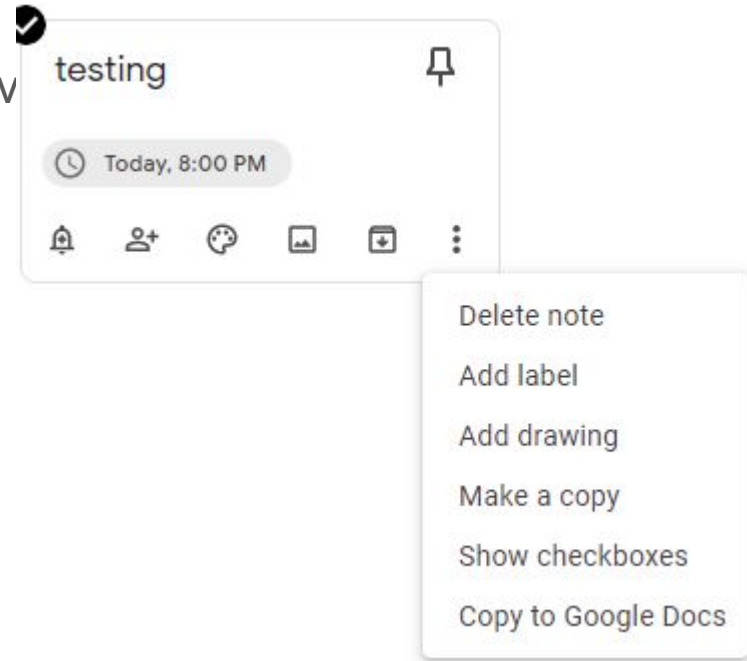
## II . Reminders

Reminders set any should appear on the respective

Appears as a box on the notes page too

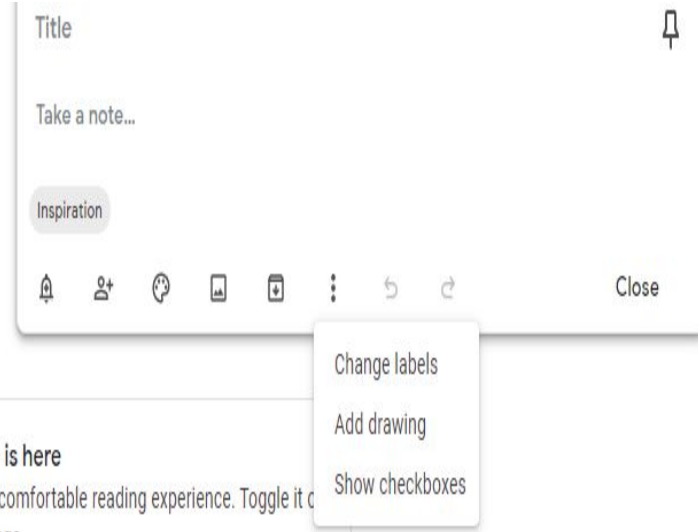
Reminder notification is sent at the right time

Reminders set at 12 noon and midnight



# Inspiration

Tag called inspiration gets added



# Trash

1. See files
2. Empty trash
3. After 7 days
4. Restore

# REminder notifications

Turn on Google Keep reminders? You may need to allow browser notifications.

[Configure](#)



Open-source licenses